

Gold Crocodile

Premium Modified Tile Adhesive



CROCODILE

Innovation for Your Family's Happiness

TILING INNOVATION

The ULTIMATE Crocodile Tile Adhesive "TILE OVER TILE"

Gold Crocodile is powers latex enhanced dry-set mortar, composed of Portland cement, sand, special chemical additives. Gold Crocodile is used as a bond coat for setting all types of ceramic tile over a variety of substrates including exterior grade plywood.

Gold Crocodile offers the economy and ease of application of dry-set mortar while significantly improving bond strengths, freeze-thaw stability, flexibility.

Product features

- The ultimate tile adhesive with quintuple (5X) durability and bonding strength
- Great applied on tile over tile and flexible substrates
- Able to withstand high compression and vibration or the heavyweight areas gained
- Suitable for interior and exterior use on floors and walls, weather resistance

USA Standard : ANSI A 118.4, A 118.11

Color : White, Grey



Installation

Preparation

All surfaces on which tile is to be set must be dry, structurally sound, free of all grease, oil, dirt, dust, curing compounds, sealers, coating, efflorescence, old adhesive residues, gypsum based underlayment and any other foreign matter

Proportion of Mixing

Gold Crocodile 20 kg (per bag) per 5.4-5.6 L of water or 2.5-3.0 parts of Gold Crocodile per 1 part water by volume

Mixing

- Mix Tile Adhesive with clean, potable water thoroughly until smooth with a mechanical mixer at a low speed (≤ 150 rpm)
- Let mortar slakes for 15 minutes before mixing a second time
- Do not add water, latex, or additional powder after slaking period

Curing and Grouting

- A minimum cure is obtained in 24-48 hours, depending on ambient temperatures
- For better quality, Crocodile Grout should be chosen to suit each type of tiles. Crocodile Grout has many types and color for each joints and places

Application

1. Spread mortar with flat side of trowel to key-in substrate, and then apply additional mortar to ensure that it cover 100% at the back of tile
2. During the setting of tiles, it is advised to occasionally remove a tile to be sure mortar has not skinned over and sufficient transfer is being made
3. It is also required that tile be embedded to obtain good transfer of mortar to the tile and for proper alignment
4. Do not adjust tiles in mortar after they have been set for longer than 15 minutes

Gold Crocodile




Premium Modified Tile Adhesive



CROCODILE
Innovation for Your Family's Happiness

TILING INNOVATION

Technical Data

Test	Evaluation	ANSI A 118.1
Setting time		
Initial set	10.2 hr	> 6 hr
Final set	11 hr	> 9 hr < 15 hr
Tensile strength		
Open time at 20 min with 28 days	115 psi	$\geq 75 \text{ psi (} 0.5 \text{ N/mm}^2 \text{)}$
Open time at 30 min with 28 days	85 psi	$\geq 75 \text{ psi (} 0.5 \text{ N/mm}^2 \text{)}$
Slake time	15 min	-
Bucket life		
Temperature at 21°C	8 hr	-
Sag (Optional-non-sagging mortars only)	0.02 in	$\leq 0.02 \text{ in (} 0.5 \text{ mm)}$
Shear bonds		
Glazed wall tile		
at 7 Days	> 450 psi	> 300 psi (2.07 N/mm ²)
at 7 days with water immersion	> 250 psi	> 200 psi (1.38 N/mm ²)
Mosaic tile		
at 1 day	> 100 psi	> 75 psi (0.5 N/mm ²)
at 7 days	> 350 psi	> 200 psi (1.38 N/mm ²)
at 7 days with water immersion	> 210 psi	> 150 psi (1.03 N/mm ²)
Quarry tile		
at 28 days	> 250 psi	> 150 psi (1.03 N/mm ²)
Usage rate per bag (20 kg) for each size of trowel	Approximate area	
3x3 mm. 	7-8 sq.m	
6x6 mm. 	5-6 sq.m	
10x10 mm. 	2-3 sq.m	

Above evaluations are from test room, actual installation might provide the different results according to the condition of workplaces

Suggestion

Grouting after tile installation at least 48 hours to achieve maximum efficiency

Limitations

Do not use tile adhesive with wood, asphalt, plastic coat or PVC, metal and mirror. (Do not allow frost within 72 hours)

Caution

- May be harmful to the eyes, skin, or lungs. Wear suitable protective clothing, gloves, and eye/face protection
- In case of contact with eyes, rinse immediately with water and seek medical advice
- After contact with skin, wash immediately with water
- **Keep out of reach of children**

Storage

It should be kept in a dry place and the temperature is not too high to avoid product's degradation. Age of product is 1 year

Packing

Packed in a film bag with a plastic layer to avoid moisture

Net Weight : 20 kg